


JBC

www.jbctools.com

INSTRUCTION MANUAL




3CC Syringe Barrels

Ref. SB03CC


Packing List

The following items are included:

3CC Syringe Barrel 5 units
Ref. SB03CC




Manual 1 unit
Ref. 0023586



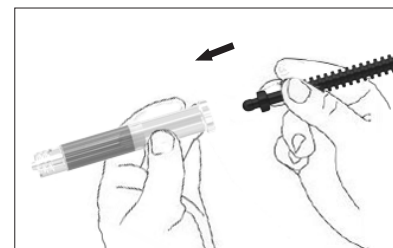
How to use



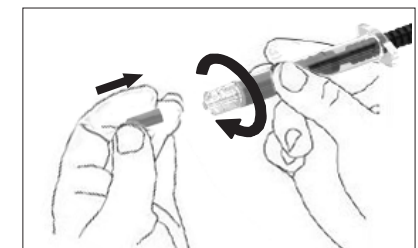
1. Fill in the syringe barrel with solder paste.



2. Place the piston into the syringe barrel.



3. Insert the plunger rod (DPM) in the syringe barrel to eliminate air and press the solder paste.



4. Place the needle in the syringe barrel.

Specifications

- Volume Capacity: 3cc (0.1fl OZ)
- Dimensions & Weight: 75x12x12mm / 0.02kg
2.95x0.47x0.47in / 0.04 lb
- Package Dimensions: 90x55x40mm / 0.03kg
3.54x2.17x1.57in / 0.07lb

Complies with CE standards

JBC

Warranty

JBC's 2 year warranty covers this equipment against all manufacturing defects, including the replacement of defective parts and labour.

Warranty does not cover product wear or misuse.

In order for the warranty to be valid, equipment must be returned, postage paid, to the dealer where it was purchased.



This product should not be thrown in the garbage.

In accordance with the European directive 2012/19/EU, electronic equipment at the end of its life must be collected and returned to an authorized recycling facility.

